



WITHDRAWABLE CIRCUIT BREAKER WITHOUT GUIDE FRAME 3-POLE, SIZE I, IEC IN=800A TO 690V, AC50/60HZ ICU=55KA AT 500V REAR CONNECTION HORIZONTAL

Model		
product brandname		SENTRON
Product designation		ACB
Design of the operating mechanism		Pushbutton
Type of the driving mechanism		Manual operating mechanism with mechanical closing
Type of the driving mechanism / motor drive		No
Design of the overcurrent release		ETU25B





General technical data		
Number of poles		3
Size of the circuit-breaker		1
Electrical endurance (switching cycles) / typical		20 000
Usage category		B
circuit-breaker / Design		3WL1108
Mechanical service life (switching cycles) / typical		20 000

Voltage		
Rated insulation voltage Ui	V	1 000

Protection class		

Protection class IP		IP20
Protective function of the overcurrent release		LSI
Dissipation		
Power loss [W]		
<ul style="list-style-type: none"> • for rated value of the current / at AC / in hot operating state / per pole 	W	65
<ul style="list-style-type: none"> • maximum 	W	195
Electricity		
Continuous current / rated value	A	800
Adjustable pick-up value current		
<ul style="list-style-type: none"> • of instantaneous short-circuit trip unit / initial value 	A	16 000
<ul style="list-style-type: none"> • of instantaneous short-circuit trip unit / Full-scale value 	A	16 000
Short-time current resistance (I_{cw})		
<ul style="list-style-type: none"> • limited to 0.5 s / rated value 	kA	55
<ul style="list-style-type: none"> • limited to 1 s / rated value 	kA	42
<ul style="list-style-type: none"> • limited to 2 s / rated value 	kA	29.5
<ul style="list-style-type: none"> • limited to 3 s / rated value 	kA	24
Main circuit		
Operating frequency		
<ul style="list-style-type: none"> • 1 / rated value 	Hz	50
<ul style="list-style-type: none"> • 2 / rated value 	Hz	60
Operating voltage		
<ul style="list-style-type: none"> • at AC / at 50/60 Hz / rated value 	V	690
Operating current		
<ul style="list-style-type: none"> • at 40 °C / rated value 	A	800
<ul style="list-style-type: none"> • at 50 °C / rated value 	A	800
<ul style="list-style-type: none"> • at 55 °C / rated value 	A	800
<ul style="list-style-type: none"> • at 60 °C / rated value 	A	800
<ul style="list-style-type: none"> • at 65 °C / rated value 	A	800
<ul style="list-style-type: none"> • at 70 °C / rated value 	A	800
Suitability		
Suitability for use		Plant / motor protection
Product details		
Product component		
<ul style="list-style-type: none"> • Trip indicator 		Yes
<ul style="list-style-type: none"> • Voltage trigger 		No
<ul style="list-style-type: none"> • undervoltage release 		No
Product extension / optional / motor drive		Yes

Product function		
Product function		
<ul style="list-style-type: none"> • Ground fault protection 		No
Display and operation		
Display version		without display
Short circuit		
Operational short-circuit current breaking capacity (Ics)		
<ul style="list-style-type: none"> • at 415 V / rated value 	kA	55
<ul style="list-style-type: none"> • at 500 V / rated value 	kA	55
<ul style="list-style-type: none"> • at 690 V / rated value 	kA	42
Maximum short-circuit current breaking capacity (Icu)		
<ul style="list-style-type: none"> • at 415 V / rated value 	kA	55
<ul style="list-style-type: none"> • at 500 V / rated value 	kA	55
<ul style="list-style-type: none"> • at 690 V / rated value 	kA	42
Connections		
Arrangement of electrical connectors / for main current circuit		without guide frame
Type of electrical connection / for main current circuit		Blade contacts
Mechanical Design		
Height	mm	411.5
Width	mm	311
Depth	mm	337
Mounting type		drawer unit
Environmental conditions		
Ambient temperature		
<ul style="list-style-type: none"> • during operation / minimum 	°C	-20
<ul style="list-style-type: none"> • during operation / maximum 	°C	70
<ul style="list-style-type: none"> • during storage / minimum 	°C	-40
<ul style="list-style-type: none"> • during storage / maximum 	°C	70
Certificates		
Equipment marking		
<ul style="list-style-type: none"> • acc. to DIN EN 61346-2 		Q
<ul style="list-style-type: none"> • acc. to DIN EN 81346-2 		Q

General Product Approval		Declaration of Conformity	Test Certificates		Shipping Approval
			sonstig	spezielle Prüfbescheinigungen	
CCC	VDE	EG-Konf.		n	ABS

Shipping Approval					
					
BUREAU VERITAS	DNV	GL	LRS	PRS	RMRS

other	
Umweltbestätigung	sonstig

Further information

Industry Mall (Online ordering system)

<https://mall.industry.siemens.com/mall/en/en/Catalog/product?mlfb=3WL1108-2CB35-1AA2>

Service&Support (Manuals, Certificates, Characteristics, FAQs,...)

<http://support.automation.siemens.com/WW/view/en/3WL1108-2CB35-1AA2/all>

Image database (product images, 2D dimension drawings, 3D models, device circuit diagrams, ...)

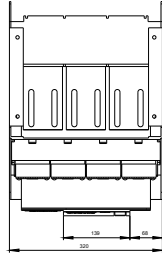
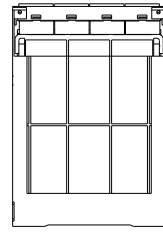
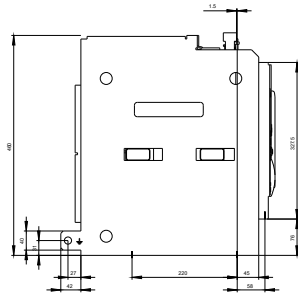
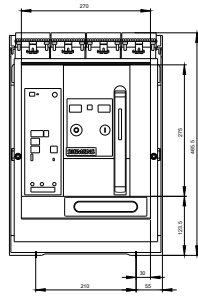
http://www.automation.siemens.com/bilddb/cax_en.aspx?mlfb=3WL1108-2CB35-1AA2

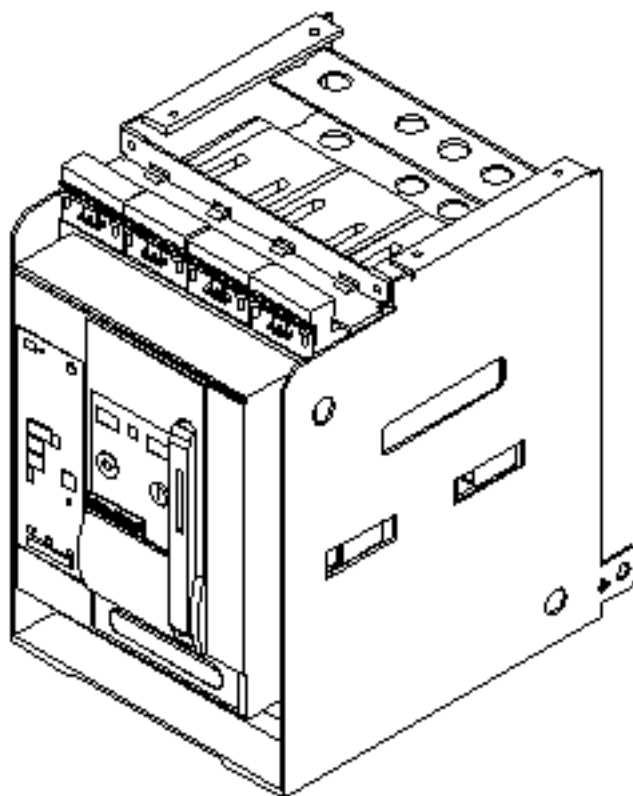
CAX-Online-Generator

<http://www.siemens.com/cax>

Tender specifications

<http://www.siemens.com/specifications>





last modified:

02/19/2017